

Information



HiPath 2000/3000/4000/5000

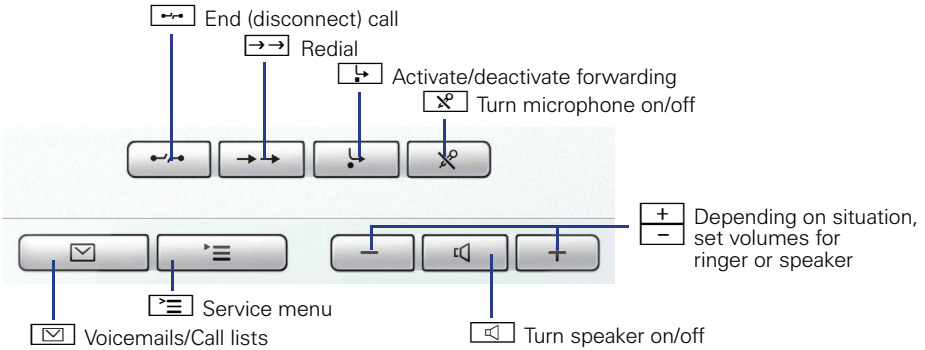
OpenStage 20
OpenStage 20 T

www.siemens.com/enterprise

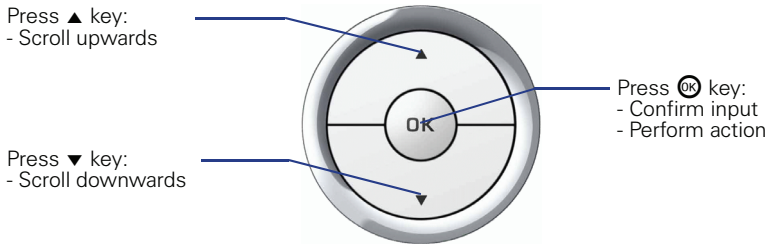
SIEMENS

Using Your Telephone

Function Keys and Audio Keys



3-way Navigator



Display

Components

1:15pm	Sat 06/27/	Time and Date
2222	▼	Own telephone number and menu icon



1:15pm	06/27/	Time and Date
↵ 1		A new entry in the call lists

Entering Phone Numbers and Text









Keypad

In situations where text entry is possible, you can use the dial keys to enter text, punctuation and special characters. To do this, press the numerical keys repeatedly.

Extra asterisk and pound key functions:

Key	Function during text input	Function when held down
	Write special characters	Deactivate the ring tone.
	Switch between upper/lower case and digit entry.	Activate telephone lock.

Important Operating Procedures

 Lift handset	 Enter text or number
 Replace handset	 Select entry
 Conduct call	 Open context menu
 Ring tone/call waiting tone	 Next step in procedure

HiPath 4000 In Idle State

Answering a call with the handset






Answering a call in speakerphone mode



Rejecting a call



Dialing from the caller list

◆ "Unanswered calls?", "Incoming calls?" or "Outgoing calls?"  ▷ ◆ Select call 
▷ ◆ "Call Server?" 







Activating callback

 Destination phone number  ▷ if no reply or busy: "Callback?" 

Redialing a number



Programming call forwarding

 ▷ ◆ "Destinations?"  ▷ ◆ "Call forwarding?"  ▷ ◆ "Next forwarding type?" 
▷ repeat until the desired forwarding type appears in the display (Variable call forw., Fixed call forw., FWD-VAR-ALL-INT, FWD-VAR-ALL-EXT, FWD-VAR-BUSY-BOTH, FWD-VAR-RNA-BOTH or FWD-VAR-BZ/NA-BTH) ▷ ◆ "Enter destination:" ▷  phone number
▷ ◆ "Save?" 

Turning call forwarding (fixed call forwarding:) on/off for all calls








During Calls with a Party A

Switching to speakerphone mode

Hold down  ▷  (US only:  ▷ 






Consultation

◆ "Consultation?"  ▷  phone number for party B ▷  party B
▷ ◆ "Release and return?"  ▷  party A






Accepting call waiting

 Call waiting tone ▷ ◆ "Answer camp-on?"  ▷  party B
▷ ◆ "Release and return?"  ▷  party A

Start conference

◆ "Start conference?"  ▷  phone number for party B ▷  party B
▷ ◆ "Conference?"  ▷  party A and B





Start conference on call waiting

 call waiting tone ▷ ◆ "Answer camp-on?"  ▷  party B ▷ ◆ "Conference?" 
▷  party A and B

Blind transfer to party B

◆ "Consultation?"  ▷  destination phone number ▷ 

Transfer after consultation

◆ "Consultation?"  ▷  phone number for party B ▷  party B ▷ 

HiPath 2000/3000/5000

In Idle State

Answering a call with the handset



Answering a call in speakerphone mode



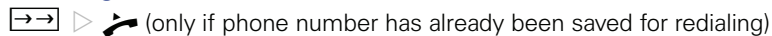
Rejecting a call









Activating callback



Redialing a number



Programming call forwarding






 ▷  select desired forwarding type (1=all calls, 2=external calls only, 3=internal calls only)  ▷ "to:"  Rufnummer ▷  "Save?" 

During Calls with a Party A

Switching to speakerphone mode

Hold down  ▷  (US only:  ▷ )

Consultation

◆ "Consultation?"  ▷  phone number for party B ▷  party B
▷ ◆ "Release and return?"  ▷  party A





Start conference

◆ "Start conference?" or "Consultation?"  ▷  phone number for party B ▷  party B
▷ ◆ "Conference?"  ▷  party A and B

Blind transfer to party B

◆ "Consultation?"  ▷  destination phone number ▷ 

Transfer after consultation

◆ "Consultation?"  ▷  phone number for party B ▷  party B ▷ 

Copyright © Siemens Enterprise
Communications GmbH & Co. KG 09.2007
Hofmannstr. 51, D-81359 München

Bestell-Nr.: A31003-S2000-U114-1-7619

The information provided in this document contains merely general descriptions or characteristics of features which in case of actual use do not always apply as described or which may change as the result of further development of the products.

An obligation to provide the respective characteristics shall only exist if expressly agreed in the terms of the contract.

All trademarks are the property of Siemens Enterprise Communications GmbH & Co. KG or their respective owners.